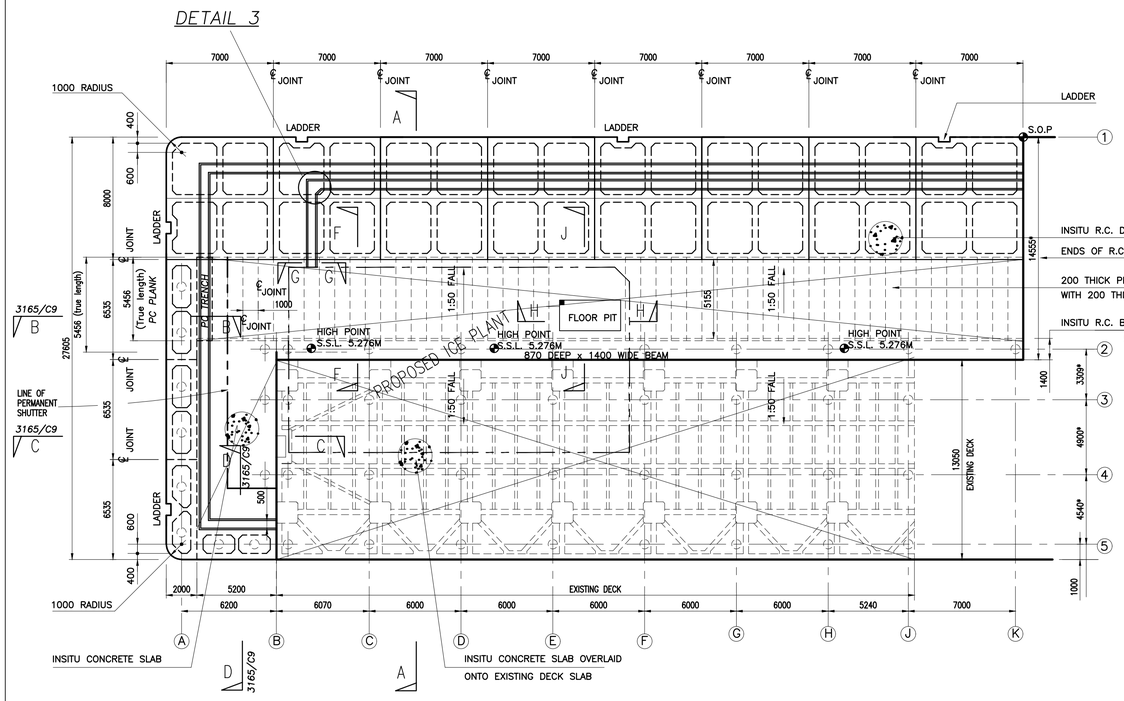

PLAN – DECK LEVEL
SCALE 1:200

NOTE :
DIMENSIONS SHOWN THUS: *
TO BE CONFIRMED ON SITE

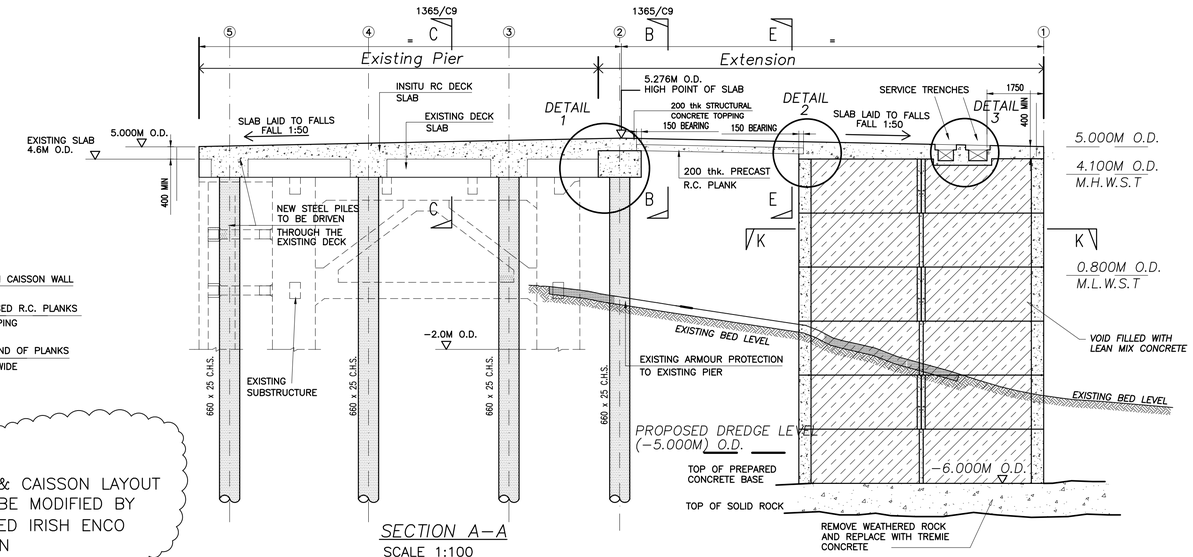

SECTION A–A
SCALE 1:100

PILE & CAISSON LAYOUT WILL BE MODIFIED BY REVISED IRISH ENCO DESIGN

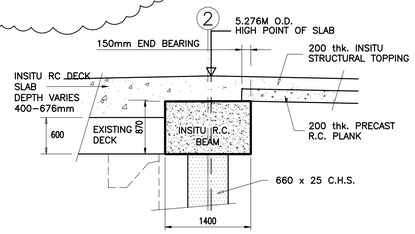

DETAIL 1
SCALE 1:50

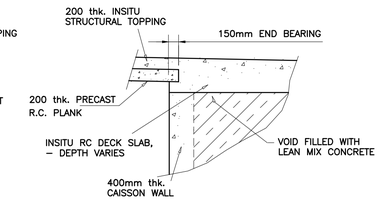

DETAIL 2
SCALE 1:50

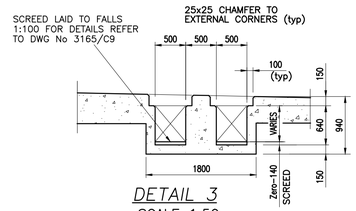

DETAIL 3
SCALE 1:50

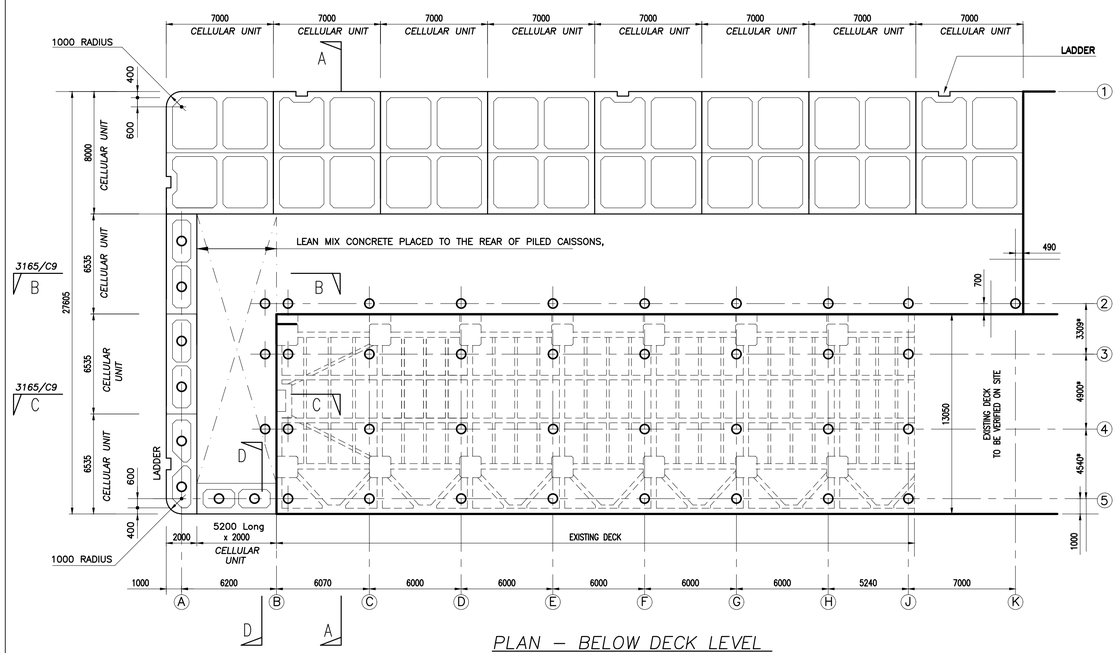

PLAN – BELOW DECK LEVEL
SCALE 1:200

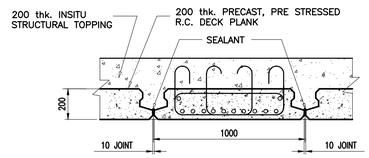

SECTION E–E
SECTION THRO' NEW SUSPENDED DECK SLAB
SCALE 1:20

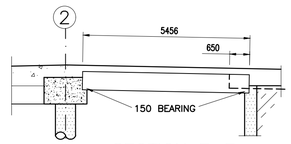

SECTION F–F
SCALE 1:100

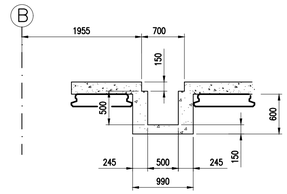

SECTION G–G
SCALE 1:50

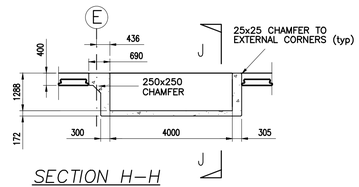

SECTION H–H
SCALE 1:100

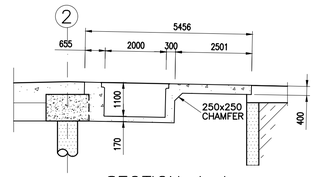

SECTION J–J
SCALE 1:100

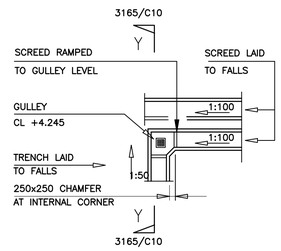

DETAIL 3
SCALE 1:50

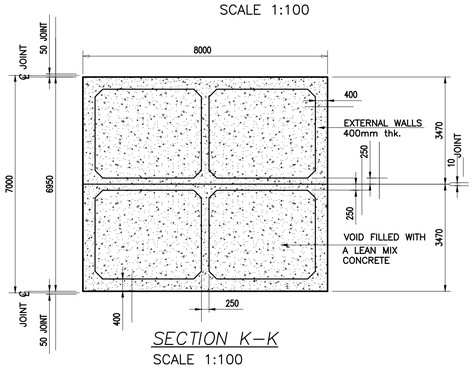

SECTION K–K
SCALE 1:100

Rev.	Date	Description	by	ch'd	app
O	02.02.00	ISSUED FOR CONSTRUCTION	CW	JoL	
D	21.4.99	ISSUED FOR TENDER	KMD		
C	29.3.99	Note re:– Concrete to the rear of Piled Caissons added.	MK		
B	5.2.99	ISSUED FOR TENDER	MK		
A	15.01.99	ISSUED FOR TENDER	MK		

Project
DINGLE PIER PROPOSED EXTENSION AND DREDGING

Title
PIER EXTENSION GENERAL ARRANGEMENT
SHEET 1 of 2

Client
Dept of the Marine, Engineering Division, Leeson Lane, Dublin 2

Malachy Walsh and Partners
Consulting Engineers
Park House, 21 Denny Street Tralee
tel. 066 23404 fax. 066 26586
E-Mail. mwptra@iol.ie

Boreenmanna Rd. Cork.
tel. 021 962866 fax. 021 962929
E-Mail. mwpcork@iol.ie

Suite C2, City Cloisters, 188–196 Old St., London EC1V 9FR
tel. 0044 71 2530893 fax. 0044 71 3367034
E-Mail. mwalsh1@compuserve.com

Scales	1:200, 100, 50	
Drawn	MK	15.01.99
Ch'd(D.O.)		
Ch'd(Eng.)		
Approved		

Drg. No. 3165/C9
rev. A B C D